



## Gujarat State Institutional Rating Framework (GSIRF) - 2021-22

SHREE RAMKRISHNA INSTITUTE OF COMPUTER EDUCATION & APPLIED SCIENCES				SUB INDICATOR LEVEL		INDICATOR LEVEL		PARAMETER LEVEL		PARAMETER STAR RATING	OVERALL CGPA	OVERALL STARS
PARAMETER WEIGHTAGE	PARAMETER	INDICATOR	SUB-INDICATOR	POINTS AVAILABLE	POINTS SCORED	POINTS AVAILABLE	POINTS SCORED	POINTS AVAILABLE	POINTS SCORED			
40%	TEACHING, LEARNING & RESOURCES (TLR)	STUDENT STRENGTH (SS)	STUDENT STRENGTH (UG & PG)	15	11.03	20	14.11	100	55.97	3	3.4	4
			STUDENT STRENGTH (PHD)	5	3.08	30	15.83					
		FACULTY-STUDENT RATIO (FSR)	30	15.83	30	15.83						
		FACULTY WITH PHD AND EXPERIENCE (FQE)	FACULTY WITH PHD (FQ)	10	5.26	20	11.58					
			FACULTY EXPERIENCE (FE)	10	6.32	30	14.45					
		FINANCIAL RESOURCES AND THEIR UTILISATION (FRU)	CAPITAL EXPENDITURE (BC)	7.5	0.81							
OPERATIONAL EXPENDITURE (BO)	22.5		13.64									
15%	RESEARCH AND PROFESSIONAL PRACTICE (RP)	PUBLICATIONS (PU)	PUBLICATIONS (PU)	70	52.01	70	52.01	100	79.94	5		
		QUALITY OF PUBLICATIONS (QP)	CITATIONS	30	27.93	30	27.93					
25%	GRADUATION OUTCOMES (GO)	PLACEMENT AND HIGHER STUDIES (GPH)	PLACEMENT AND HIGHER STUDIES (GPH)	40	21.74	40		100	67.25	4		
		UNIVERSITY EXAMINATIONS (GUE)	UNIVERSITY EXAMINATIONS(GUE)	40	33.55	40	67.25					
		MEDIAN SALARY (GMS)	MEDIAN SALARY (GMS)	20	11.96	20						
10%	OUTREACH AND INCLUSIVITY (OI)	REGION DIVERSITY (RD)	STUDENTS FROM OTHER STATES	25	17.08	30	17.08	100	67.08	4		
			STUDENTS FROM OTHER COUNTRIES	5	0							
		WOMEN DIVERSITY (WD)	WOMEN STUDENTS (WS)	15	15	30	30					
			WOMEN FACULTY (WF)	15	15	20	0					
		ECONOMICALLY AND SOCIALLY CHALLENGED STUDENTS (ESCS)	ECONOMICALLY AND SOCIALLY CHALLENGED STUDENTS (ESCS)	20	0	20	0					
		FACILITIES FOR PHYSICALLY CHALLENGED STUDENTS (PCS)	FACILITIES FOR PHYSICALLY CHALLENGED STUDENTS (PCS)	20	20	20	20					
10%	PERCEPTION (PR)	ACADEMIC PEERS AND EMPLOYERS (PR)						100				
<b>TOTAL SCORE</b>									90	57.9		



# Gujarat State Institutional Rating Framework (GSIRF) - 2021-22

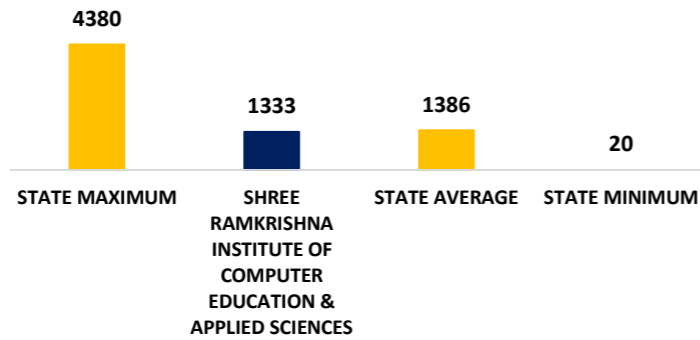
## Institutional Insights

### SHREE RAMKRISHNA INSTITUTE OF COMPUTER EDUCATION & APPLIED SCIENCES


#### Teaching, Learning & Resources



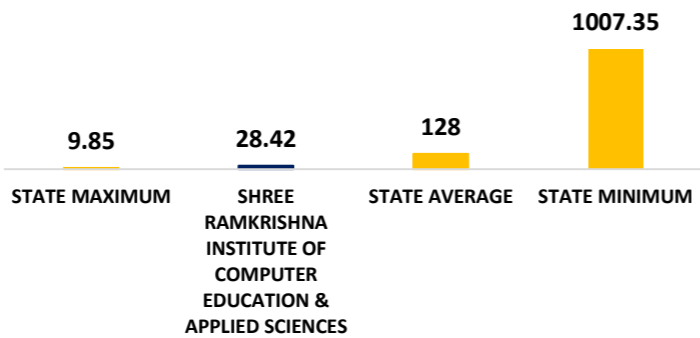
STUDENT STRENGTH (UG & PG)



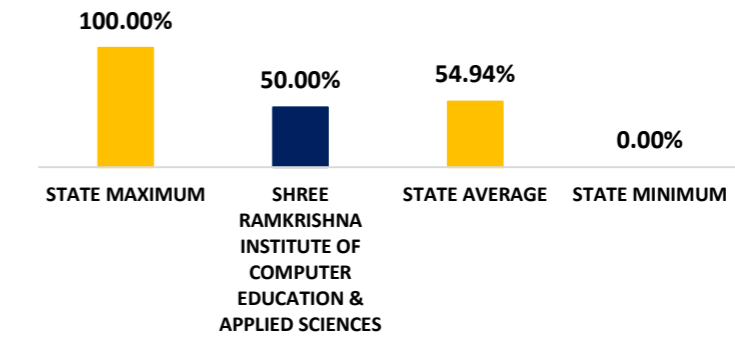
STUDENT STRENGTH (PHD)




FACULTY-STUDENT RATIO (FSR)



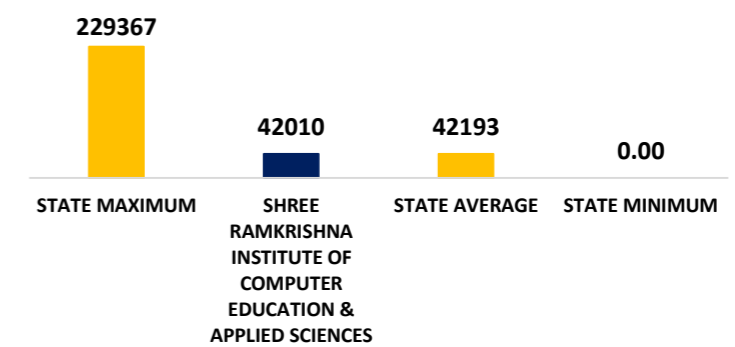
FACULTY WITH PHD (FQ)



CAPITAL EXPENDITURE PER STUDENT (BC)



OPERATIONAL EXPENDITURE PER STUDENT (BO)





## Gujarat State Institutional Rating Framework (GSIRF) - 2021-22

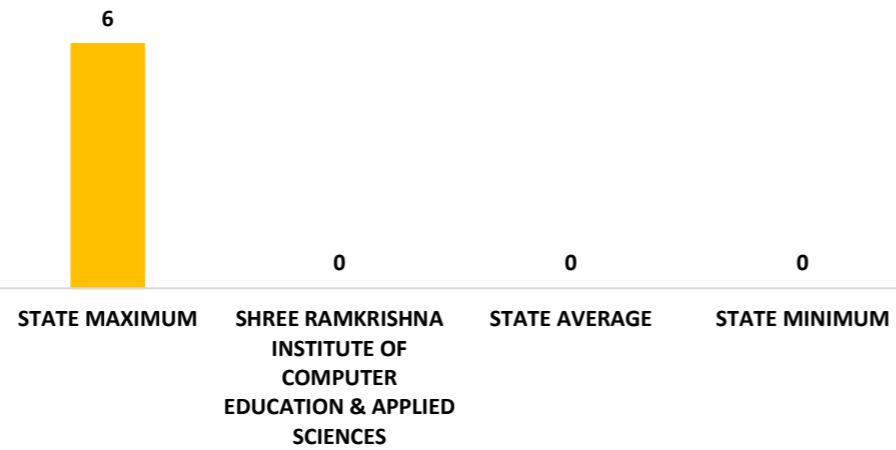
### Institutional Insights

#### SHREE RAMKRISHNA INSTITUTE OF COMPUTER EDUCATION & APPLIED SCIENCES

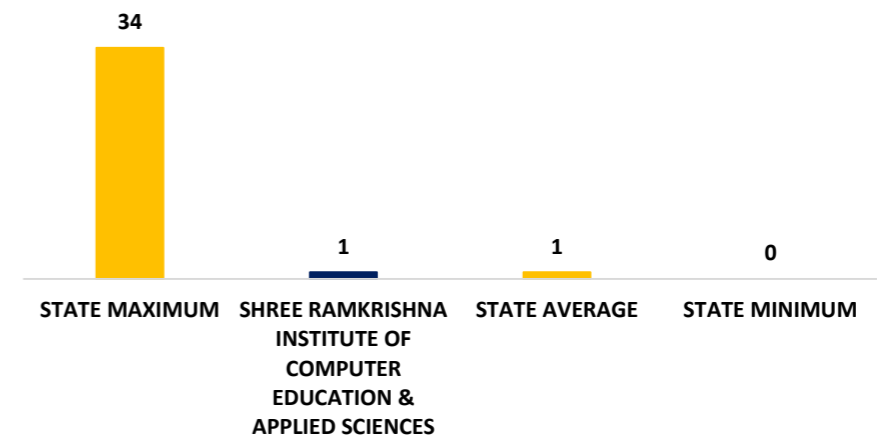
#### Research and Professional Practice



PUBLICATIONS (PU) PER FACULTY



CITATIONS PER FACULTY



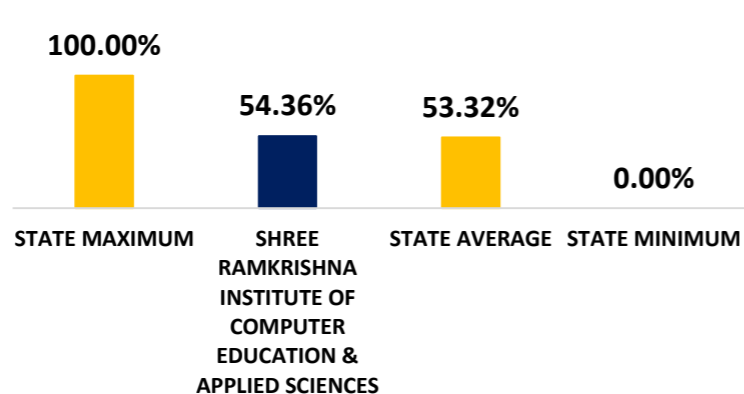


## Gujarat State Institutional Rating Framework (GSIRF) - 2021-22

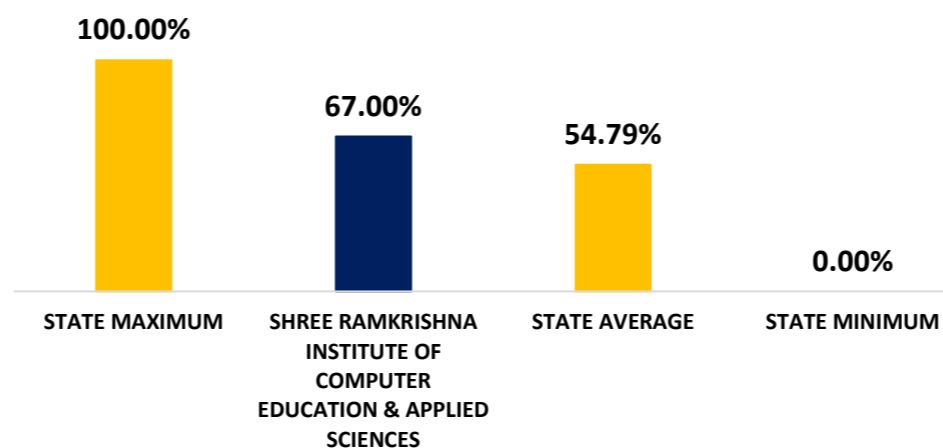
### Institutional Insights

#### SHREE RAMKRISHNA INSTITUTE OF COMPUTER EDUCATION & APPLIED SCIENCES

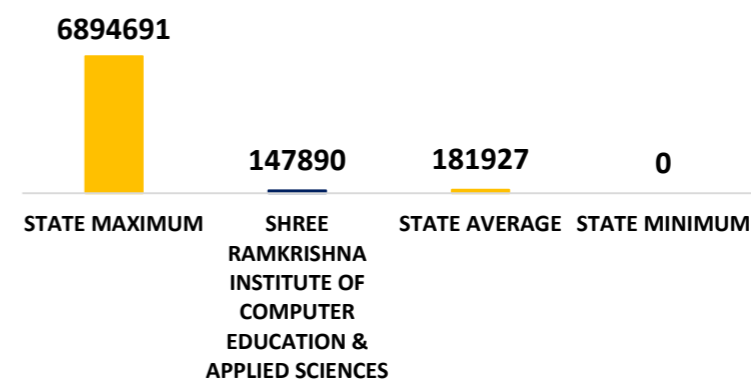
#### Graduation Outcome



#### PLACEMENT AND HIGHER STUDIES (GPH)



#### UNIVERSITY EXAMINATIONS (GUE)



#### MEDIAN SALARY (GMS)

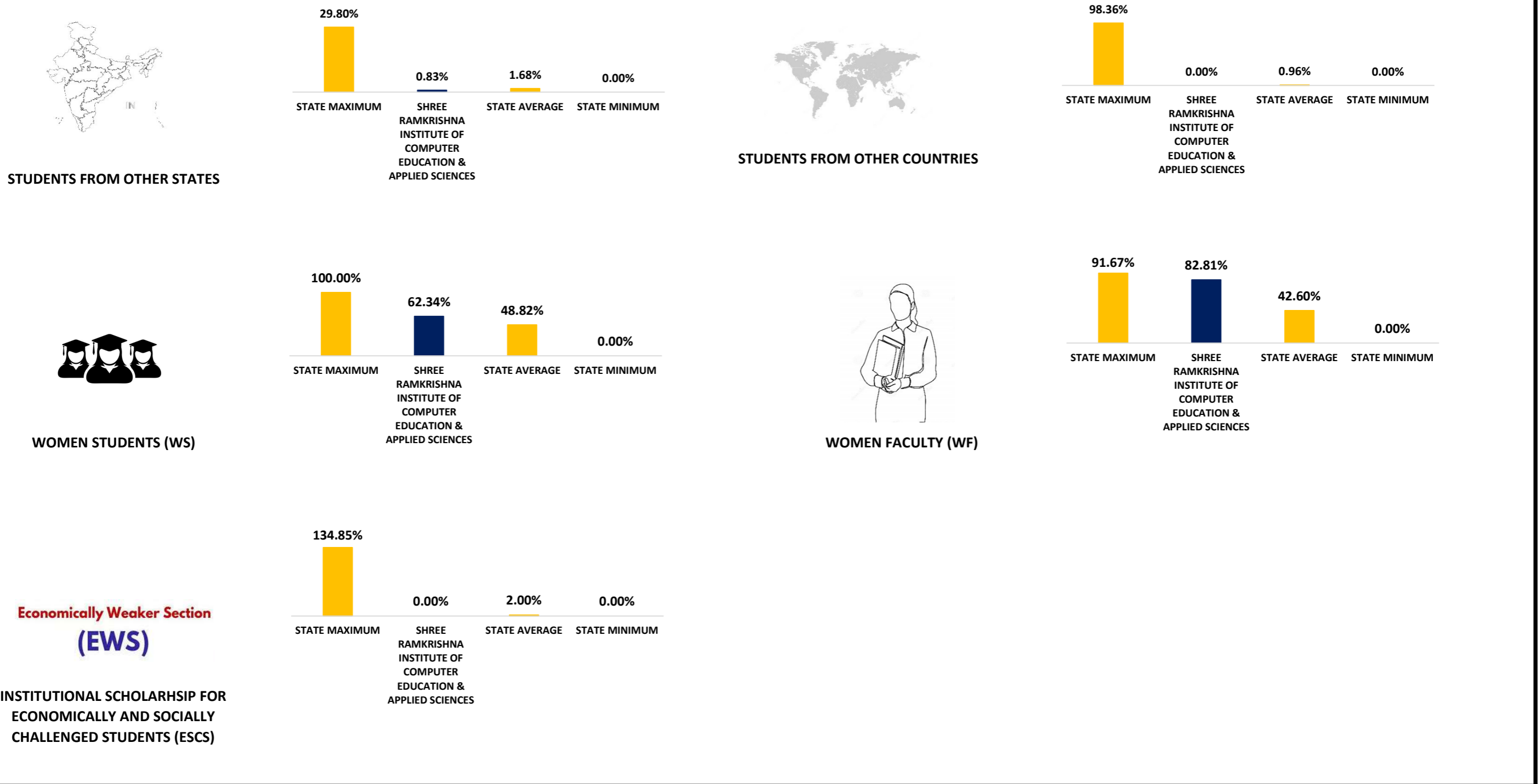


# Gujarat State Institutional Rating Framework (GSIRF) - 2021-22

## Institutional Insights

### SHREE RAMKRISHNA INSTITUTE OF COMPUTER EDUCATION & APPLIED SCIENCES

#### Outreach and Inclusivity



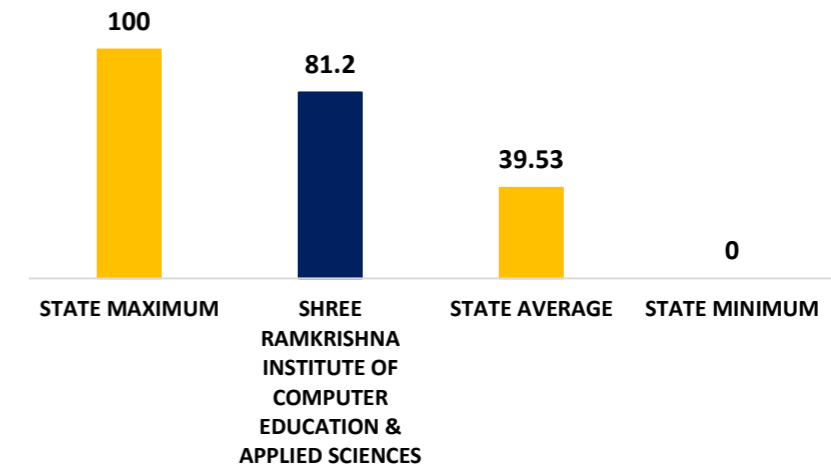
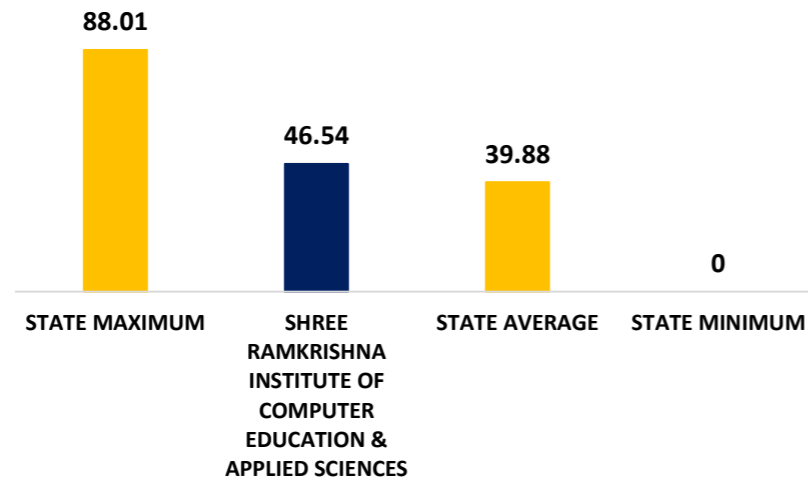


## Gujarat State Institutional Rating Framework (GSIRF) - 2022

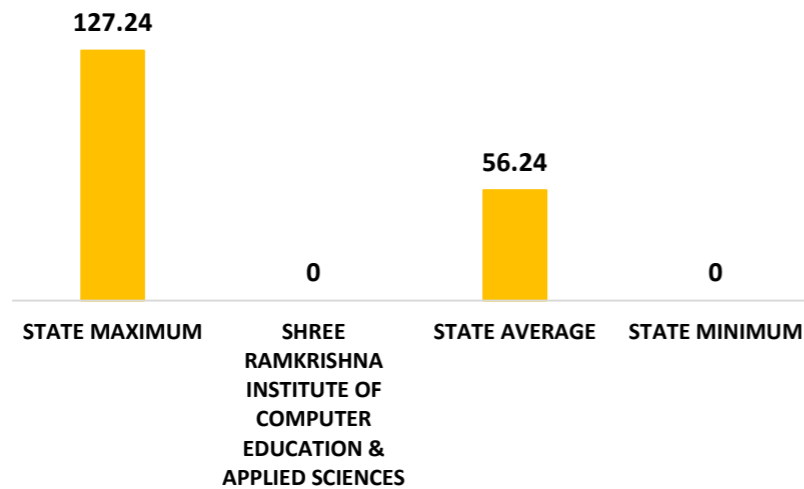
### Institutional Insights

#### SHREE RAMKRISHNA INSTITUTE OF COMPUTER EDUCATION & APPLIED SCIENCES

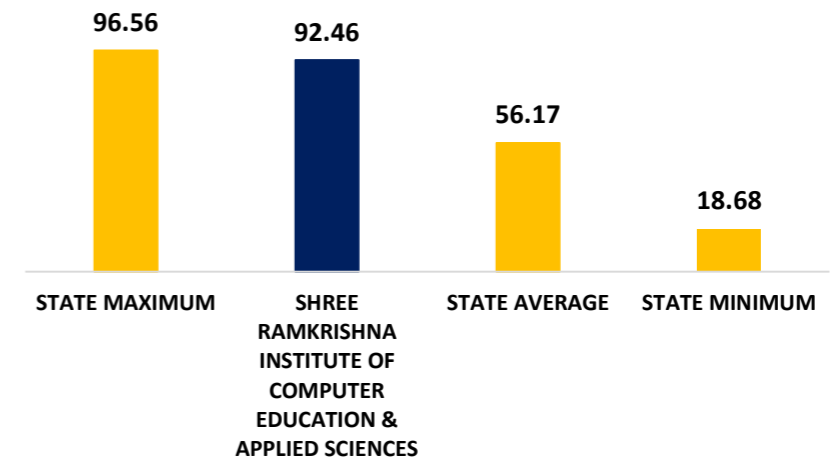
#### Parameter Overview



#### TEACHING, LEARNING & RESOURCES (TLR) SCORE



#### RESEARCH AND PROFESSIONAL PRACTICE (RP) SCORE



#### GRADUATION OUTCOMES (GO) SCORE

#### OUTREACH AND INCLUSIVITY (OI) SCORE